

Switzerland: Analysis of Recent ODA Contributions for Health Promotion and HIV Response

Joachim Rüppel

Medical Mission Institute Würzburg, Germany

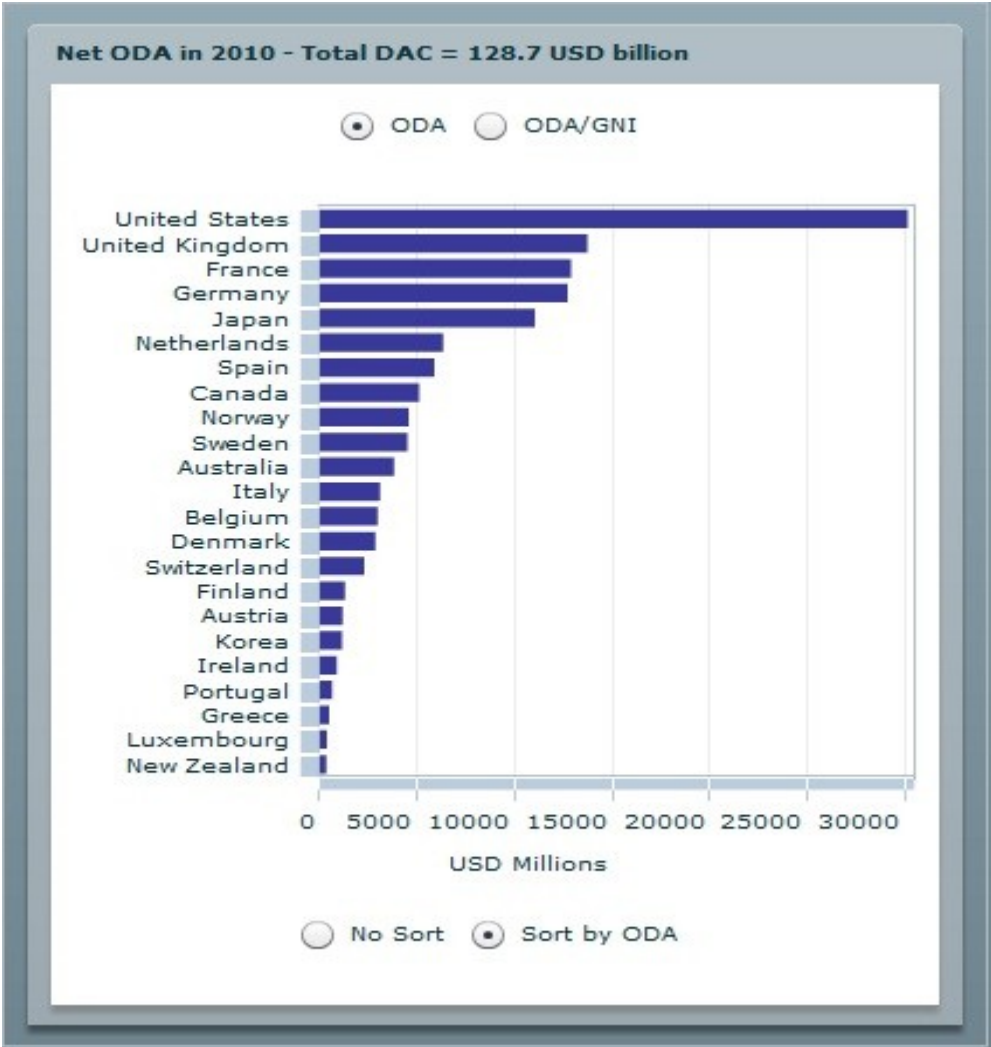
Contribution Scenario to Raise the Required ODA to achieve the MDGs considering specific Financing Needs for Health and HIV, in the year 2010 (in 2009 US\$ and CHF)

Taking into account country-defined targets for Universal Access

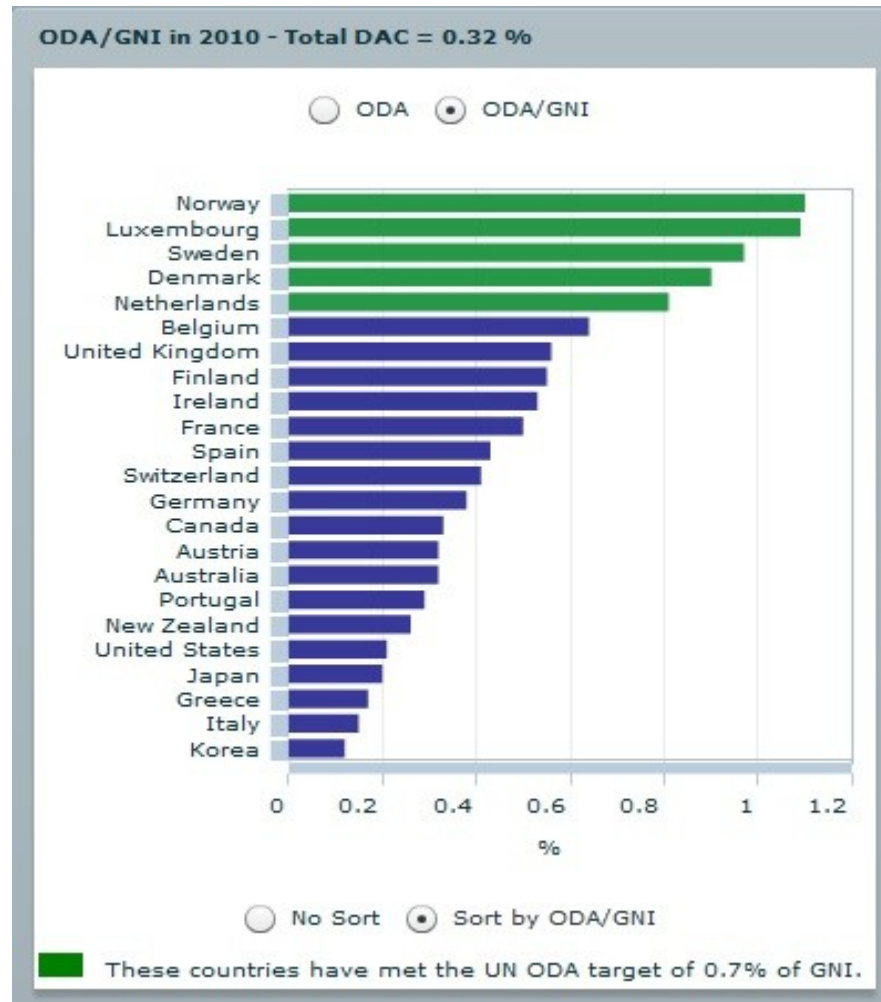
Development Area	All DAC Countries		Europe (EU+CH+N:50%)		Switzerland (1,75% of DAC)		Other DAC Countries	
	US\$ billions	% of GNI	US\$ billions	% of GNI	US\$ billions	CHF billions	US\$ billions	% of GNI
Total ODA needs for HIV Interventions	17,3	0,04%	8,7	0,05%	0,30	0,29	8,7	0,04%
Direct ODA needs for Health	37,4	0,09%	18,7	0,12%	0,66	0,62	18,7	0,08%
Direct ODA needs for MDGs (country/reg. level)	135,9	0,34%	67,9	0,42%	2,38	2,24	67,9	0,28%
Total ODA Needs	181,4	0,45%	90,7	0,56%	3,17	2,99	90,7	0,38%

Sources: Millennium-Projekt (2005); UNAIDS (2009); OECD (2011)

DAC Countries Volume of Total ODA according to Official Figures



DAC Countries: Total ODA in relation to GNI according to Official Figures

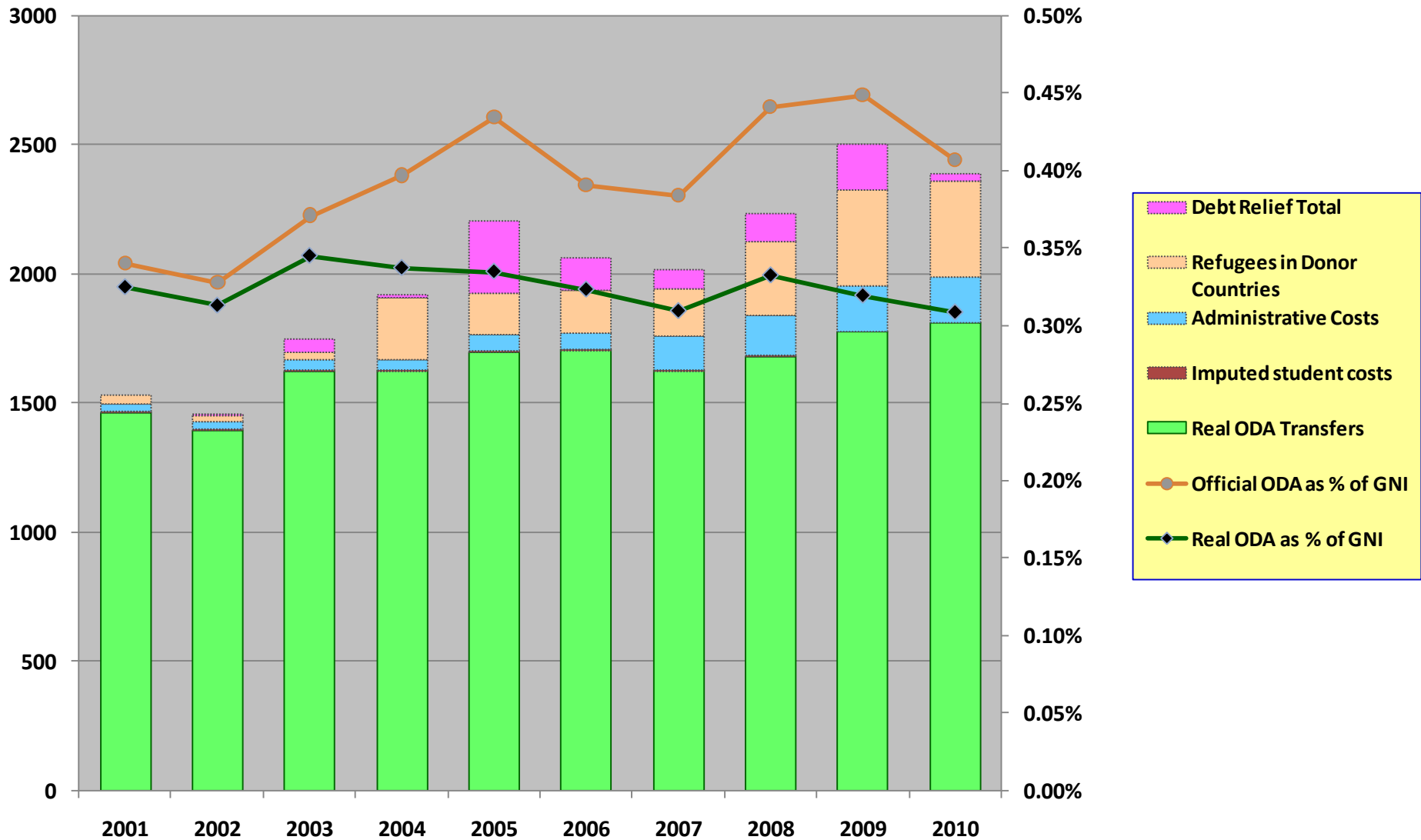


Switzerland: Official ODA according to DAC/OECD Reporting Guidelines and Real Resource Transfers in Mio. US\$

	2001	2002	2003	2004	2005	2006	2007	2008	2009	2010	
Official ODA	1,532.06	1,461.63	1,747.81	1,920.52	2,207.22	2,063.32	2,021.51	2,234.47	2,503.88	2,393.23	
less	Imputed student costs	3.37	4.20	4.63	1.16	1.45	1.50	1.91	1.83	0.00	0.00
	Administrative Costs	30.70	30.02	38.25	36.52	65.00	64.94	130.07	155.10	176.10	176.10
	Refugees in Donor Countries	33.22	30.59	29.66	240.77	161.12	165.94	182.93	285.88	369.38	369.38
	Debt Relief Total	0.00	0.75	49.85	10.24	279.06	122.89	76.82	108.41	176.51	31.64
Real ODA Transfers	1,464.77	1,396.08	1,625.43	1,631.83	1,700.60	1,708.05	1,629.77	1,683.24	1,781.89	1,816.11	
GNI	450,597.00	445,721.12	470,783.76	483,582.66	507,513.60	527,854.67	526,225.85	505,998.02	557,495.32	588,019.90	
Official ODA as % of GNI	0.34%	0.33%	0.37%	0.40%	0.43%	0.39%	0.38%	0.44%	0.45%	0.41%	
Real ODA as % of GNI	0.33%	0.31%	0.35%	0.34%	0.34%	0.32%	0.31%	0.33%	0.32%	0.31%	

Source: OECD-DAC, for 2010 preliminary data released 6.4.2011

Official ODA and Real ODA Transfers, Volumes in CHF Mio. and as % of GNI, 2001-2010



Switzerland: Main Trends of ODA Contributions in the period 2005-2009

	2005	2006	2007	2008	2009
--	------	------	------	------	------

Total ODA (real transfers of resources)

Total Contribution (US\$)	1,365	1,363	1,358	1,535	1,644
Total Contribution (CHF)	1,701	1,708	1,630	1,683	1,782
Contribution as % of GNI	0.34%	0.32%	0.31%	0.33%	0.32%

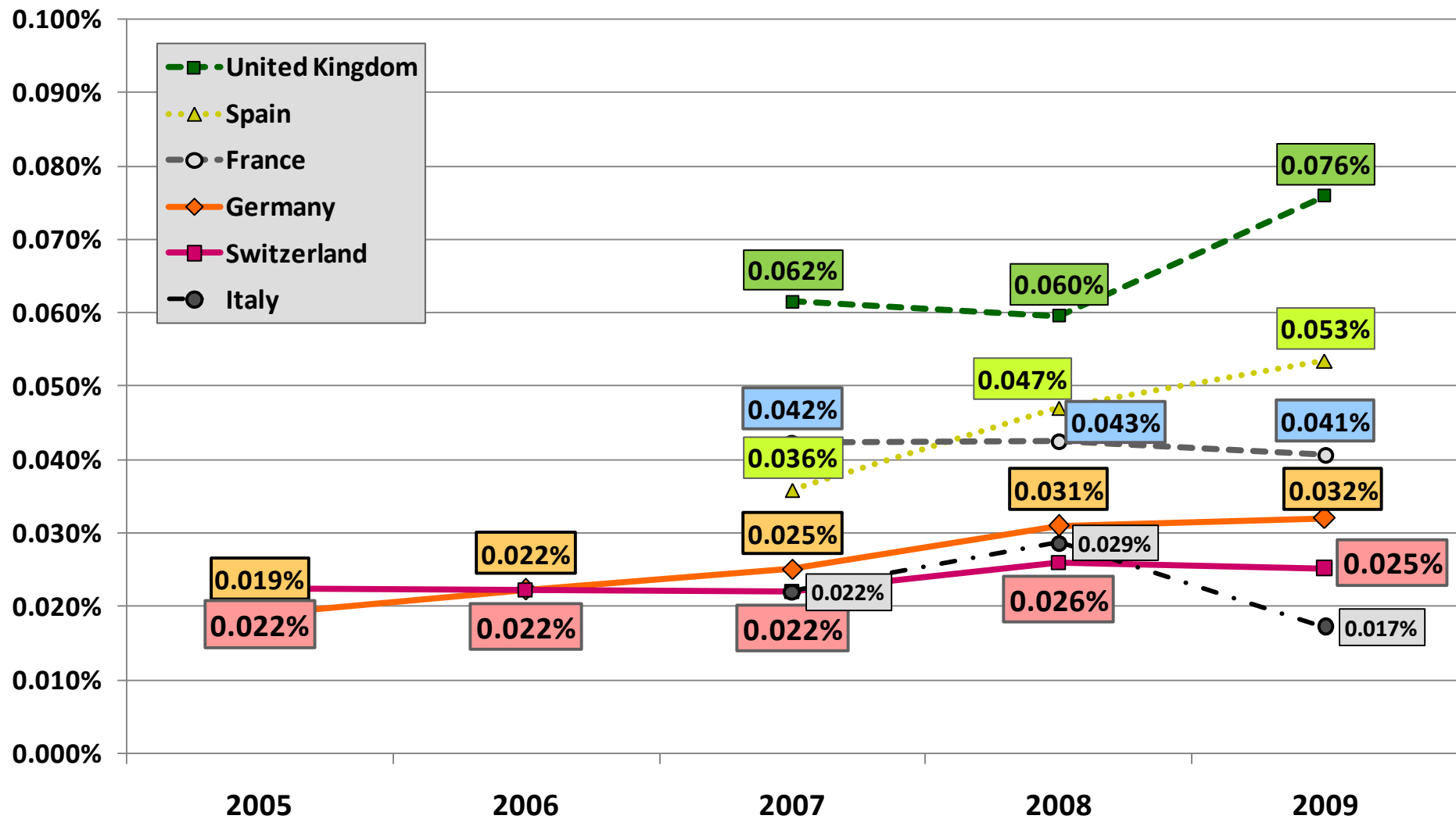
ODA for Health Promotion

Total Contribution (US\$)	92	93	96	119	129
Total Contribution (CHF)	114	117	115	131	140
Contribution as % of GNI	0.022%	0.022%	0.022%	0.026%	0.025%
Share of Total ODA (Real Transfers)	6.7%	6.8%	7.1%	7.8%	7.9%

ODA for HIV Response

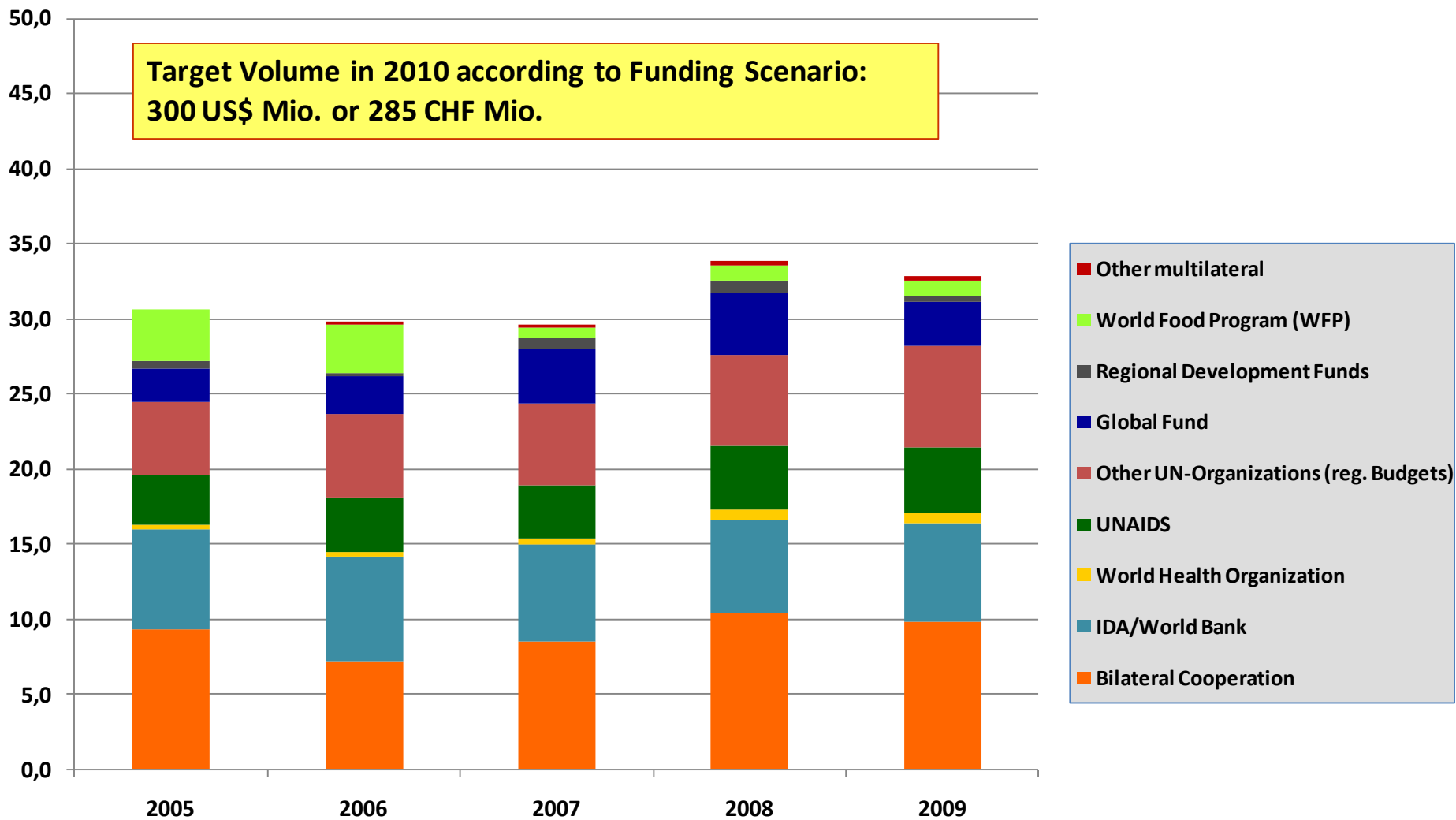
Total Contribution (US\$)	31	30	30	34	33
Total Contribution (CHF)	38	37	36	37	36
Contribution as % of GNI	0.008%	0.007%	0.007%	0.007%	0.006%
Share of Total ODA (Real Transfers)	2.2%	2.2%	2.2%	2.2%	2.0%

Total ODA-Disbursements for Health Promotion by European DAC Countries under Review in Relation to GNI (Gross National Income)



Switzerland: ODA Disbursements for the HIV Response by Funding Mechanism, in US\$ Mio.

Target Volume in 2010 according to Funding Scenario:
300 US\$ Mio. or 285 CHF Mio.



Switzerland: ODA Disbursements for Health Promotion and HIV Response taking into account all Relevant Funding Mechanisms 2005-2009 (in US\$ Mio.)

Financing Mechanism		Total ODA Contributions (real Transfers)					ODA Contributions for Health					ODA Contributions for HIV				
		2005	2006	2007	2008	2009	2005	2006	2007	2008	2009	2005	2006	2007	2008	2009
Bilateral Cooperation ²⁾		998.4	970.5	936.8	1,047.5	1,084.5	46.1	46.0	48.6	64.5	68.2	9.3	7.2	8.5	10.5	9.9
Programmes Managed by European Commission		0.0	0.0	0.0	0.0	0.0	0.0	0.0	0.0	0.0	0.0	0.0	0.0	0.0	0.0	0.0
Programmes by IDA/World Bank ⁴⁾		142.0	163.2	167.0	186.2	258.9	12.4	15.0	14.2	15.7	22.6	6.6	6.9	6.5	6.2	6.6
Contribution to World Health Organization ⁵⁾		5.3	5.3	5.3	8.3	8.3	4.0	4.1	4.1	6.9	6.9	0.4	0.4	0.4	0.7	0.7
of that:	Assessed Contributions to Regular Budget ⁵⁾	5.3	5.3	5.3	5.6	5.6	4.0	4.1	4.1	4.3	4.3	0.4	0.4	0.4	0.4	0.4
	Voluntary Flexible and Core Contributions	0.0	0.0	0.0	2.6	2.6	0.0	0.0	0.0	2.6	2.6	0.0	0.0	0.0	0.2	0.3
Contribution to UNAIDS (Unified Budget and Workplan)		3.3	3.6	3.5	4.2	4.3	3.3	3.6	3.5	4.2	4.3	3.3	3.6	3.5	4.2	4.3
Contributions to Regular Budgets of other UN-Organizations ⁶⁾		64.0	66.0	68.3	74.3	80.1	13.7	13.6	13.0	14.2	15.1	4.9	5.5	5.5	6.1	6.8
	UNDP (United Nations Development Programme)	40.3	41.6	43.3	45.6	49.8	1.8	2.1	1.6	1.5	2.0	1.8	2.0	1.5	1.4	1.9
	UNFPA (United Nations Population Fund)	9.8	10.0	10.2	11.8	12.5	8.7	8.8	8.6	9.7	8.9	2.5	2.7	3.0	3.8	3.8
	UNICEF (United Nations Children's Fund)	14.0	14.4	14.8	16.9	17.8	3.1	2.8	2.9	3.0	4.2	0.6	0.8	1.0	0.9	1.1
Global Fund to Fight AIDS, Tuberculosis and Malaria		3.9	4.9	5.7	6.7	6.3	3.9	4.9	5.7	6.7	6.3	2.2	2.6	3.7	4.1	3.0
Contribution to African Development Fund ⁴⁾		41.1	44.2	45.0	46.8	53.6	3.4	0.7	4.6	3.9	2.8	0.5	0.1	0.7	0.7	0.4
Contribution to Asian Development Fund ⁴⁾		10.6	10.6	11.1	12.1	12.2	0.5	0.4	0.2	0.2	0.2	0.1	0.0	0.0	0.0	0.0
International Health NGOs		0.0	0.0	0.0	0.0	0.0	0.0	0.0	0.0	0.0	0.0	0.0	0.0	0.0	0.0	0.0
World Food Program (WFP)		36.1	33.9	31.8	45.7	39.1	3.4	3.2	0.7	1.1	1.0	3.4	3.2	0.7	1.1	1.0
UNITAID		0.0	0.0	0.0	0.0	0.0	0.0	0.0	0.0	0.0	0.0	0.0	0.0	0.0	0.0	0.0
GAVI Alliance		0.0	0.0	0.0	0.0	0.0	0.0	0.0	0.0	0.0	0.0	0.0	0.0	0.0	0.0	0.0
Drugs for Neglected Diseases initiative (DNDi)		0.0	0.0	0.0	0.0	0.0	0.0	0.0	0.0	0.0	0.0	0.0	0.0	0.0	0.0	0.0
Other multilateral (IPPF, IPM, IAVI, MMV)		0.9	1.6	1.6	1.8	1.9	0.9	1.6	1.6	1.8	1.9	0.0	0.2	0.2	0.2	0.2
International Finance Facility for Immunisation (IFFIm)		0.0	0.0	0.0	0.0	0.0	0.0	0.0	0.0	0.0	0.0	0.0	0.0	0.0	0.0	0.0
Advance Market Commitments (AMC)		0.0	0.0	0.0	0.0	0.0	0.0	0.0	0.0	0.0	0.0	0.0	0.0	0.0	0.0	0.0
Total Contribution (US\$) ⁷⁾		1,365.0	1,363.0	1,358.4	1,535.0	1,644.0	91.5	93.2	96.2	119.3	129.3	30.6	29.8	29.6	33.8	32.8
Total Contribution (CHF)		1,700.6	1,708.0	1,629.8	1,683.2	1,781.9	114.0	116.8	115.5	130.8	140.1	38.1	37.4	35.5	37.1	35.5
Contribution as a percentage of GNI		0.34%	0.32%	0.31%	0.33%	0.32%	0.022%	0.022%	0.022%	0.026%	0.025%	0.008%	0.007%	0.007%	0.007%	0.006%
Share of Total ODA (Real Transfers)		XXX	XXX	XXX	XXX	XXX	6.7%	6.8%	7.1%	7.8%	7.9%	2.2%	2.2%	2.2%	2.2%	2.0%

Financing Mechanism		Commitments					Disbursements				
		Country Commitment to Institution ¹⁾	Total Commitments by Institution	Commitments for Health by Institution	Health Promotion as % of total	Country Contribution for Health	Country Disbursement to Institution	Total Disbursements by Institution	Disbursements for Health by Institution	Health Promotion as % of total	Country Contribution for Health
Bilateral Cooperation²⁾		1,095.5	XXX	XXX	5.3%	58.5	1,084.5	XXX	XXX	6.3%	68.2
of that:	Specific Programmes and Projects in the Health Sector	52.7	XXX	XXX	100.0%	52.7	60.4	XXX	XXX	100.0%	60.4
	<i>Memo: reported in health sector but excluded after revision</i>	1.0	XXX	XXX	0.0%	0.0	3.6	XXX	XXX	0.0%	0.0
	<i>Memo: Contributions to Multilateral Organizations shown separately</i>	0.0	XXX	XXX	0.0%	0.0	1.9	XXX	XXX	0.0%	0.0
	Projects of Health Promotion in other Sectors	2.8	XXX	XXX	100.0%	2.8	3.9	XXX	XXX	100.0%	3.9
	General Budget Support ³⁾	37.8	XXX	XXX	8.0%	3.0	32.9	XXX	XXX	11.8%	3.9
Programmes Managed by European Commission		0.0	15,555.7	926.3	6.0%	0.0	0.0	12,522.2	873.6	7.0%	0.0
Programmes by IDA/World Bank⁴⁾		811.4	14,247.1	1548.2	10.9%	88.2	258.9	10,934.6	952.9	8.7%	22.6
Contribution to World Health Organization⁵⁾		8.3	625.7	625.7	100.0%	6.9	8.3	625.7	625.7	100.0%	6.9
of that:	Assessed Contributions to Regular Budget ⁵⁾	5.6	479.4	479.4	100.0%	4.3	5.6	479.4	479.4	100.0%	4.3
	Voluntary Flexible and Core Contributions	2.6	146.3	146.3	100.0%	2.6	2.6	146.3	146.3	100.0%	2.6
Contribution to UNAIDS (Unified Budget and Workplan)		4.3	243.0	243.0	100.0%	4.3	4.3	243.0	243.0	100.0%	4.3
Contributions to Regular Budgets of other UN-Organizations⁶⁾		81.0	2,094.6	527.8	25.2%	15.7	80.1	2,063.2	526.9	25.5%	15.1
	UNDP (United Nations Development Programme)	49.8	642.6	25.5	4.0%	2.0	49.8	630.5	25.3	4.0%	2.0
	UNFPA (United Nations Population Fund)	13.4	348.5	250.2	71.8%	9.6	12.5	346.5	248.3	71.7%	8.9
	UNICEF (United Nations Children's Fund)	17.8	1,103.5	252.1	22.8%	4.1	17.8	1,086.2	253.3	23.3%	4.2
Global Fund to Fight AIDS, Tuberculosis and Malaria		6.3	4,167.5	4,167.5	100.0%	6.3	6.3	2,336.8	2,336.8	100.0%	6.3
of that:	Direct Contribution	6.3	XXX	XXX	XXX	XXX	6.3	XXX	XXX	XXX	XXX
	Other:	0.0	XXX	XXX	XXX	XXX	0.0	XXX	XXX	XXX	XXX
Contribution to African Development Fund⁴⁾		34.6	2,958.6	20.1	0.7%	0.2	53.6	3,008.1	154.6	5.1%	2.8
of that:	Specific Programmes and Projects in the Health Sector	XXX	0.8	0.8	100.0%	XXX	XXX	99.1	99.1	100.0%	XXX
	General Budget Support ²⁾	XXX	156.2	19.4	12.4%	XXX	XXX	405.6	55.5	13.7%	XXX
Contribution to Asian Development Fund⁴⁾		48.9	2,118.3	37.1	1.8%	0.9	12.2	1,906.9	38.6	2.0%	0.2
of that:	Specific Programmes and Projects in the Health Sector	XXX	0.0	0.0	na	XXX	XXX	24.1	24.1	100.0%	XXX
	General Budget Support ²⁾	XXX	636.0	37.1	5.8%	XXX	XXX	276.5	14.5	5.2%	XXX
International Health NGOs		0.0	XXX		100.0%	0.0	0.0	XXX		100.0%	0.0
World Food Program (WFP)		39.1	XXX		2.6%	1.0	39.1	XXX		2.6%	1.0
UNITAID		0.0	361.2	361.2	100.0%	0.0	0.0	361.2	361.2	100.0%	0.0
GAVI Alliance		0.0	530.1	530.1	100.0%	0.0	0.0	530.1	530.1	100.0%	0.0
Drugs for Neglected Diseases initiative (DNDi)		0.0	XXX		100.0%	0.0	0.0	XXX		100.0%	0.0
Other multilateral (IPPF, IUATLD, MMV)		0.0	XXX		100.0%	0.0	1.9	XXX		100.0%	1.9
International Finance Facility for Immunisation (IFFIm)		0.0	XXX		100.0%	0.0	0.0	XXX		100.0%	0.0
Advance Market Commitments (AMC)		0.0	XXX		100.0%	0.0	0.0	XXX		100.0%	0.0
Total Contribution (US\$)⁷⁾		2,163.0	XXX		8.4%	182.0	1,644.0	XXX		7.9%	129.3
Total Contribution (CHF)			XXX			197.2		XXX			140.1
Contribution for Health Promotion as a % of GNI			XXX			0.035%		XXX			0.025%

Financing Mechanism		Commitments					Disbursements				
		Country Commitment to Institution ¹⁾	Total Commitments by Institution	Commitments for HIV by Institution	HIV Response as % of total	Country Contribution for HIV	Country Disbursement to Institution	Total Disbursements by Institution	Disbursements for HIV by Institution	HIV Response as % of total	Country Contribution for HIV
Bilateral Cooperation ²⁾		1,095.5	XXX	XXX	0.6%	6.3	1,084.5	XXX	XXX	0.9%	9.9
of that:	Specific HIV-Interventions	0.8	XXX	XXX	100.0%	0.8	3.8	XXX	XXX	100.0%	3.8
	Reproductive Health	2.4	XXX	XXX	25.0%	0.6	1.7	XXX	XXX	25.0%	0.4
	Sector-wide Programmes	46.2	XXX	XXX	10.0%	4.6	52.7	XXX	XXX	10.0%	5.3
	Other Health Problems	6.0	XXX	XXX	0.0%	0.0	6.1	XXX	XXX	0.0%	0.0
	General Budget Support ³⁾	37.8	XXX	XXX	0.8%	0.3	32.9	XXX	XXX	1.2%	0.4
Programmes Managed by European Commission		0.0	15,555.7	150.4	1.0%	0.0	0.0	12,522.2	177.7	1.4%	0.0
Programmes by IDA/World Bank ⁴⁾		811.4	14,247.1	250.9	1.8%	14.3	258.9	10,934.6	277.4	2.5%	6.6
Contribution to World Health Organization ⁵⁾		8.3	625.7	59.6	9.5%	0.7	8.3	625.7	59.6	9.5%	0.7
of that:	Assessed Contributions to Regular Budget ⁵⁾	5.6	479.4	45.6	9.5%	0.4	5.6	479.4	45.6	9.5%	0.4
	Voluntary Flexible and Core Contributions	2.6	146.3	13.9	9.5%	0.3	2.6	146.3	13.9	9.5%	0.3
Contribution to UNAIDS (Unified Budget and Workplan)		4.3	243.0	243.0	100.0%	4.3	4.3	243.0	243.0	100.0%	4.3
Contributions to Regular Budgets of other UN-Organizations ⁶⁾		81.0	2,094.6	195.4	9.3%	7.0	80.1	2,063.2	194.8	9.4%	6.8
	UNDP (United Nations Development Programme)	49.8	642.6	24.4	3.8%	1.9	49.8	630.5	24.2	3.8%	1.9
	UNFPA (United Nations Population Fund)	13.4	348.5	106.5	30.6%	4.1	12.5	346.5	105.7	30.5%	3.8
	UNICEF (United Nations Children's Fund)	17.8	1,103.5	64.5	5.8%	1.0	17.8	1,086.2	64.9	6.0%	1.1
Global Fund to Fight AIDS, Tuberculosis and Malaria		6.3	4,167.5	1,912.3	45.9%	2.9	6.3	2,336.8	1,097.6	47.0%	3.0
of that:	Direct Contribution	6.3	XXX	XXX	XXX	XXX	6.3	XXX	XXX	XXX	XXX
	Other:	0.0	XXX	XXX	XXX	XXX	0.0	XXX	XXX	XXX	XXX
Contribution to African Development Fund ⁴⁾		34.6	2,958.6	2.0	0.1%	0.0	53.6	3,008.1	23.0	0.8%	0.4
of that:	Specific Programmes and Projects in the Health Sector	XXX	0.1	0.1	100.0%	XXX	XXX	17.4	17.4	100.0%	XXX
	General Budget Support ²⁾	XXX	156.2	1.9	1.2%	XXX	XXX	405.6	5.5	1.4%	XXX
Contribution to Asian Development Fund ⁴⁾		48.9	2,118.3	3.7	0.2%	0.1	12.2	1,906.9	3.9	0.2%	0.0
of that:	Specific Programmes and Projects in the Health Sector	XXX	0.0	0.0	na	XXX	XXX	2.4	2.4	100.0%	XXX
	General Budget Support ²⁾	XXX	636.0	3.7	0.6%	XXX	XXX	276.5	1.5	0.5%	XXX
International Health NGOs		0.0	XXX		100.0%	0.0	0.0	XXX		100.0%	0.0
World Food Program (WFP)		39.1	XXX		2.6%	1.0	39.1	XXX		2.6%	1.0
UNITAID		0.0	361.2	178.1	49.3%	0.0	0.0	361.2	178.1	49.3%	0.0
GAVI Alliance		0.0	530.1	7.5	1.4%	0.0	0.0	530.1	7.5	1.4%	0.0
Drugs for Neglected Diseases initiative (DNDi)		0.0	XXX		0.0%	0.0	0.0	XXX		0.0%	0.0
Other multilateral (IPPF, IUATLD, MMV)		0.0	XXX		na	0.0	1.9	XXX		na	0.2
International Finance Facility for Immunisation (IFFIm)		0.0	XXX		1.4%	0.0	0.0	XXX		1.4%	0.0
Advance Market Commitments (AMC)		0.0	XXX		0.0%	0.0	0.0	XXX		0.0%	0.0
Total Contribution (US\$) ⁷⁾		2,163.0	XXX		1.7%	36.6	1,644.0	XXX		2.0%	32.8
Total Contribution (CHF)			XXX			39.7		XXX			35.5
Contribution for HIV Response as a % of GNI			XXX			0.007%		XXX			0.006%